

# The Altona Series


BLHA - Rugged High Bay

Project

Date

Part

Type



## About The Altona Series

This superior-grade LED high bay is designed for both surface and suspended mounting. It is best suited for indoor use, where energy-efficiency, performance and ease of maintenance is essential. The BLHA is an ideal fixture for high bay applications where high lumen outputs and robust construction are required.

## Specifications

Supported Voltage	120-277V, 347V, 120-347V, 480V
Available Sizes	2', 4'
Lifetime	L70 of 150,000+ hours, L90 of 41,000+ hours
Operating Temperature	-20°C/+25°C (-40°/+40°C upgrade)
Lumens	14L (14000lm) to 48L (48000lm)
CCT	2700K, 3000K, 3500K, 4000K, 5000K, 6500K
CRI	80+ standard, 90+ and 95+ available
Dimming	1-10V Standard
Mounting	Holes provided for V-hangers, S-hook chain-mounting, or aircraft cables, with optional pendant and surface mount brackets

## Approvals

- ETL Listed
- Dry and Damp Environment Rated
- Designed and Manufactured in Canada

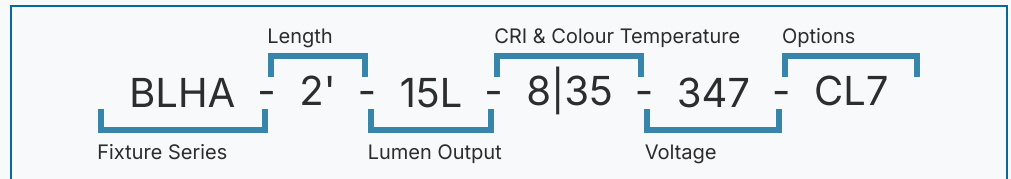
## Warranty

- 5 Year Comprehensive, 10 Year LED

# The Altona Series

BLHA - Rugged High Bay

Please use the diagram to the right as an example of a completed order code. If you need any assistance contact your local sales representative.



1	2	3	4	5
BLHA				

Series	Length & Lumen Output				CRI		CCT		Voltage	
BLHA	2'-14L	14,000lm	4'-32L	20,000lm	8	80	27	2700K	UNV	120-277V
	2'-16L	16,000lm	4'-36L	36,000lm	9	90+	30	3000K	347	347V
	2'-18L	18,000lm	4'-40L	40,000lm	1	95+	35	3500K	UN3	120-347V
	2'-20L	20,000lm	4'-44L	44,000lm			40	4000K	480	480V
	2'-24L	24,000lm	4'-48L	48,000lm			50	5000K		
						65	6500K			

6	
---	--

## Options

### Lenses

BLANK	Frosted Acrylic
L0	No Lens

### Cords

W3xx	White 16/3 (Specify Length)
W4xx	Black 16/3 (Specify Length)
W59xx	White 18/5 (Specify Length)
W***	Other Options Available*

Key.	Cord Length.	Key	Cord Length
6	6FT	15	15FT
10	10FT	20	20FT

Ex. W406 would be 16/3 Black, 6FT

### Dimming

B11	0-10V Dimming Leads
B12	Line Voltage Dimming
B27	Dim-to-off Driver

### Wire Guard

G1	Heavy Duty White
G5	Heavy Duty Black

### Controls

WC10*	Encelium Wireless Controls
WC18*	NX Wireless Controls
WC19*	Avi-on Wireless Controls
WC22*	JDRF Wireless Controls
WC31*	Keilton Wireless Controls

### Motion Sensors

W26	Photocell Motion Sensor
W57	Dimming Motion Sensor (dims to 50% when unoccupied)
W53*	On/Off
W8*	High/Low
WX16	Microwave Dimmable Sensor
WC31D	Keilton Wireless Controls
W**	Other Options Available*

### Temperature Rating

BLANK	Standard
T0	-40C Cold Rated Components

### Electrical

B24	UL924 20W Battery Back-up
F7	20kV Surge Suppressor
F8	UL924 Emergency Relay

### Packaging

BLANK	Individually Boxed on Pallets
P0	Bulk Packaging

### Mounting

M1	V-Hangers
M2xx	V-Hanger with Aircraft Loop Cables
M3xx	Y-Toggle Aircraft Cables
M24	Single Pendant Mount(3/4 Hub)
M25	Surface Mount
M**	Other Options Available*

Key.	Aircraft Length.	Key	Aircraft Length
5	5FT	15	15FT
10	10FT	20	20FT

Ex. M305 would be Y-Toggle, 5FT


### Warranty

CL7	10-Year Comprehensive Warranty Upgrade
-----	--

## Documentation and Resources





All files and resources are available on our website for download. Files and resources are also embedded as links in this document, listed below. Additional files may be available upon request.

Please contact your local sales agent [here](#) or contact [sales@bjtake.com](mailto:sales@bjtake.com) for more information.

 [BLHA Installation Instructions - 2019](#)

## Certifications and Listings

Certifications that apply to this fixture and its possible configurations are listed here. More information available upon request.

Icon	Description
	ETL Listed
	Wireless Controls Available
	90 and 95+ CRI Options Available
	120-347V(UN3) Available

## Usage Applications

This fixture can be used in a variety of applications, and is ideal for the following:

Usage Application
Logistics And Warehousing
Manufacturing Plants
Retail Stores
Cold Storage And Freezers
Gymnasiums And Arenas
Professional Sports Facilities

## Warranty Statement

BJ Take products are tested and/or inspected prior to being packaged for shipment and are guaranteed from the day the product is shipped for a period of ten-year LED chip warranty and a five-year comprehensive component warranty. This can be upgraded to a ten-year comprehensive warranty on request.

# The Altona Series

BLHA - Rugged High Bay

## Wattage Information

Below are the available wattage tables for the BLHA. More information is available upon request.

### BLHA 2' Wattage

Length	Lumen Output	Actual Lumen Output	Fixture Wattage	Lumens per Watt
2'	14.0	13487.0	90.0	149.9
2'	15.0	14881.0	101.2	147.0
2'	18.0	17903.2	120.9	148.1
2'	20.0	20698.1	142.3	145.5
2'	24.0	23133.4	159.7	144.9

### BLHA 4' Wattage

Length	Lumen Output	Actual Lumen Output	Fixture Wattage	Lumens per Watt
4'	30.0	29454.6	203.3	144.9
4'	36.0	35382.4	242.4	146.0
4'	40.0	40906.0	285.2	143.4
4'	48.0	45719.1	320.1	142.8

\* Actual lumen output may vary

# The Altona Series

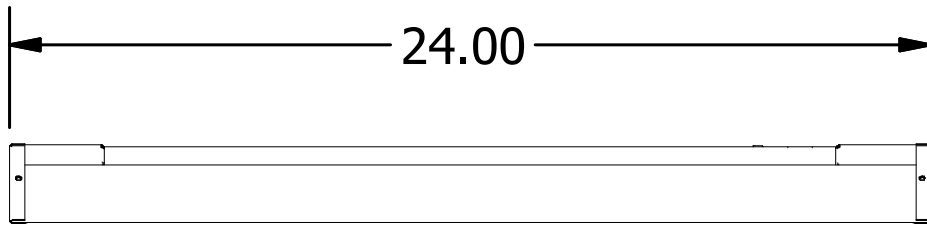
BLHA - Rugged High Bay

High Bay Lighting by **BJTAKE**  
LIGHTING

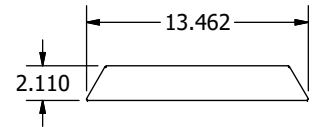
## Dimension Information

Below you will find the dimensions for all sizes of the BLHA.

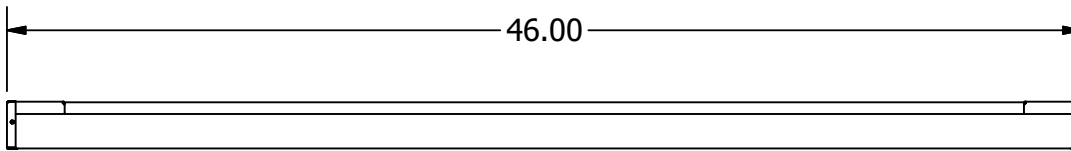
### BLHA 2' Side



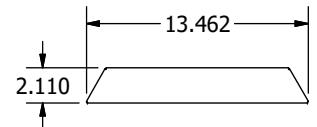
### End Dimensions



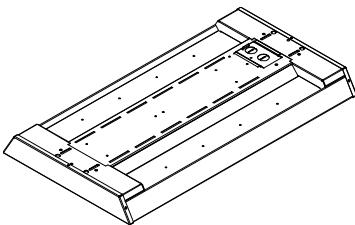
### BLHA 4' Side



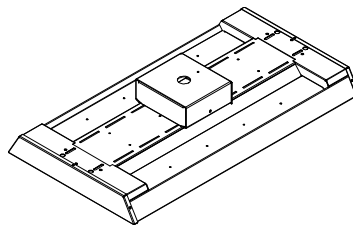
### End Dimensions



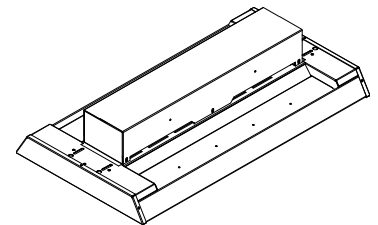
### BLHA Standard



### BLHA Pendant Mount



### BLHA Battery Backup



\* Drawings not to scale

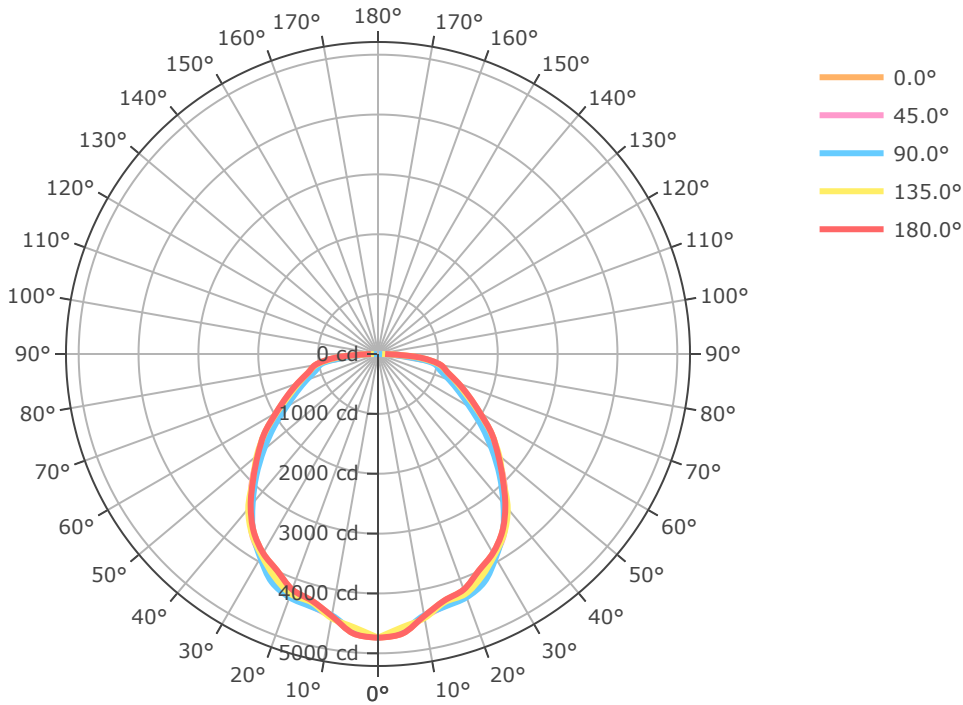
\* Standard tolerances apply

\* Specifications may change without notice

# The Altona Series

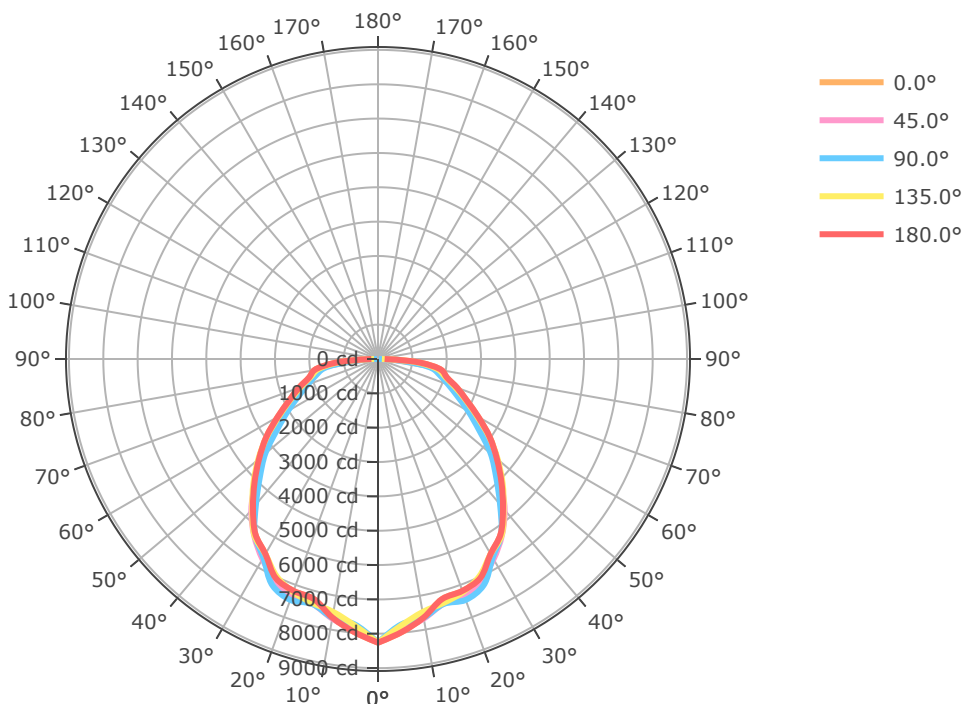
BLHA - Rugged High Bay

## BLHA-2FT-14L-840-L67



Mtg Height	Light Level	Beam Diameter
6.0 ft	131.6 fc	16.6 ft
8.0 ft	74.0 fc	22.2 ft
10.0 ft	47.4 fc	27.7 ft
12.0 ft	32.9 fc	33.2 ft
14.0 ft	24.2 fc	38.8 ft
16.0 ft	18.5 fc	44.3 ft
24.0 ft	8.2 fc	66.5 ft
32.0 ft	4.6 fc	88.6 ft
40.0 ft	3.0 fc	110.8 ft
48.0 ft	2.1 fc	132.9 ft
56.0 ft	1.5 fc	155.1 ft
64.0 ft	1.2 fc	177.2 ft

## BLHA-2FT-24L-840-L67

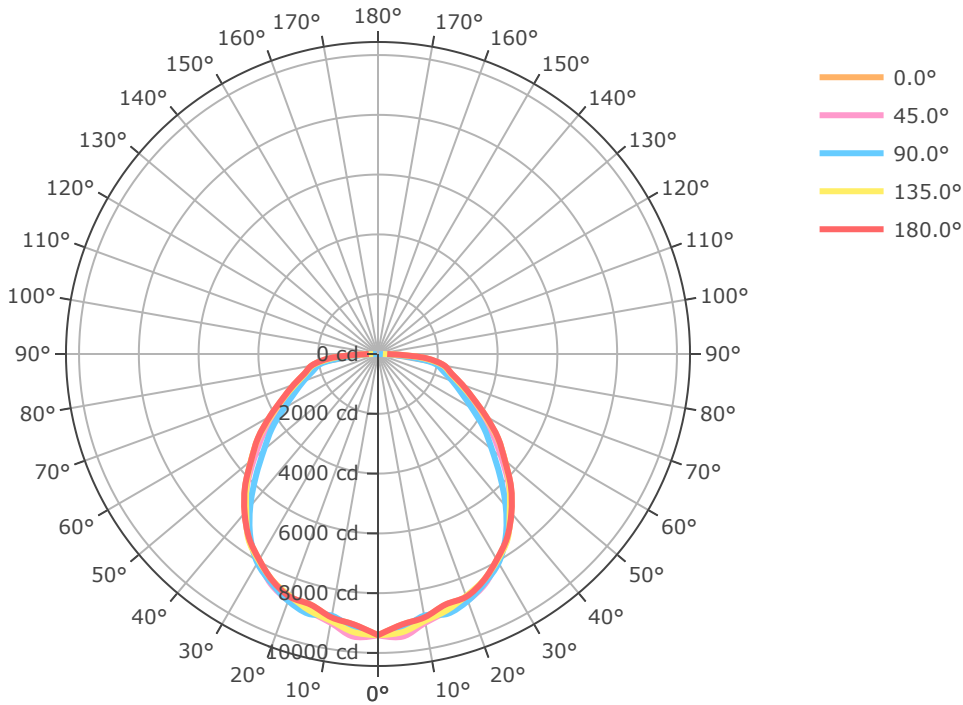


Mtg Height	Light Level	Beam Diameter
6.0 ft	229.5 fc	16.3 ft
8.0 ft	129.1 fc	21.7 ft
10.0 ft	82.6 fc	27.1 ft
12.0 ft	57.4 fc	32.5 ft
14.0 ft	42.1 fc	37.9 ft
16.0 ft	32.3 fc	43.4 ft
24.0 ft	14.3 fc	65.0 ft
32.0 ft	8.1 fc	86.7 ft
40.0 ft	5.2 fc	108.4 ft
48.0 ft	3.6 fc	130.1 ft
56.0 ft	2.6 fc	151.8 ft
64.0 ft	2.0 fc	173.5 ft

# The Altona Series

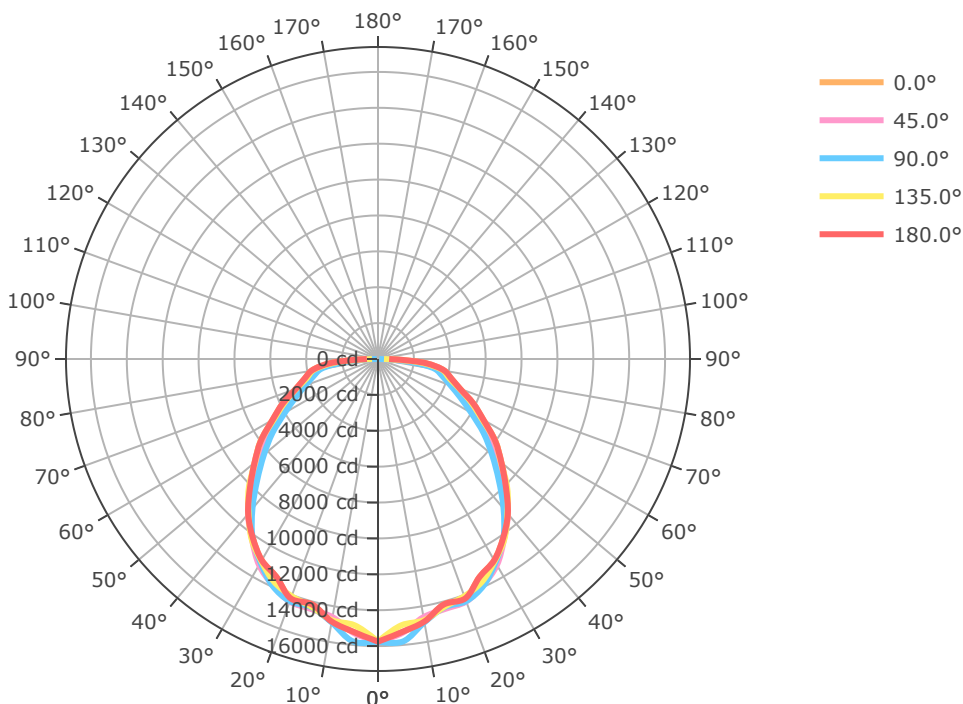
BLHA - Rugged High Bay

## BLHA-4FT-28L-840-L67



Mtg Height	Light Level	Beam Diameter
6.0 ft	261.3 fc	18.0 ft
8.0 ft	147.0 fc	24.0 ft
10.0 ft	94.1 fc	30.0 ft
12.0 ft	65.3 fc	36.1 ft
14.0 ft	48.0 fc	42.1 ft
16.0 ft	36.7 fc	48.1 ft
24.0 ft	16.3 fc	72.1 ft
32.0 ft	9.2 fc	96.1 ft
40.0 ft	5.9 fc	120.2 ft
48.0 ft	4.1 fc	144.2 ft
56.0 ft	3.0 fc	168.3 ft
64.0 ft	2.3 fc	192.3 ft

## BLHA-4FT-48L-840-L67



Mtg Height	Light Level	Beam Diameter
6.0 ft	437.6 fc	17.4 ft
8.0 ft	246.2 fc	23.2 ft
10.0 ft	157.5 fc	29.0 ft
12.0 ft	109.4 fc	34.8 ft
14.0 ft	80.4 fc	40.6 ft
16.0 ft	61.5 fc	46.4 ft
24.0 ft	27.4 fc	69.6 ft
32.0 ft	15.4 fc	92.9 ft
40.0 ft	9.8 fc	116.1 ft
48.0 ft	6.8 fc	139.3 ft
56.0 ft	5.0 fc	162.5 ft
64.0 ft	3.8 fc	185.7 ft

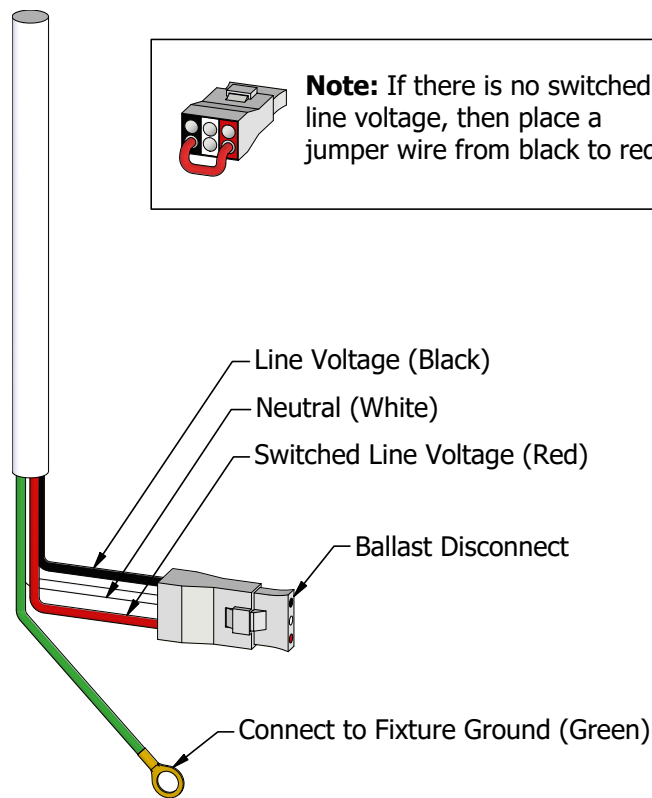
# The Altona Series

BLHA - Rugged High Bay

## Emergency Battery Plan - 10W

Emergency Lighting	Solution System Components	System Operation
Option Code 'B17' - UL 924 listed components that are factory installed in the luminaire	UL 924 listed 10-watt battery integral to the luminaire	Loss of normal power is detected by the B17 emergency light solution and the power supply is switched automatically to the 10-watt integral battery pack which powers the emergency LED lighting driver.
	UL 924 listed LED emergency lighting driver integral to the luminaire	The battery pack and emergency LED driver are UL 924 certified to provide a minimum of 90-minutes of emergency lighting.
	Wiring options for both switched and unswitched emergency lighting	

## Emergency Lighting Wiring



## Important Information

More information on emergency lighting options and configurations available on request.



# The Altona Series

BLHA - Rugged High Bay

High Bay Lighting by **BJTAKE**  
LIGHTING

## Gallery Information

Below you will find images of relevant products and configurations for the BLHA.



# The Altona Series

BLHA - Rugged High Bay

High Bay Lighting by **BJTAKE**  
LIGHTING

## Gallery Information

Below you will find images of relevant products and configurations for the BLHA.

