

# The Revelstoke Series


BLR - Recessed Troffer

Project

Date

Part

Type



## About The Revelstoke Series

The BLR recessed LED luminaire offers energy-efficient, low-profile lighting for T-Bar ceilings, ideal for shallow plenum installations. ETL certified and built for easy maintenance.

## Specifications

Supported Voltage	120-277V, 347V, 120-347V
Available Sizes	1x4', 2x2', 2x4'
Lifetime	L70 of 150,000+ hours, L90 of 45,000+ hours
Operating Temperature	-20°C/+25°C
Lumens	Lumen output ranging from 3L (3000lm) to 8L (8000lm)
CCT	2700K, 3000K, 3500K, 4000K, 5000K, 6500K
CRI	80+ standard, 90+ and 95+ available
Dimming	0-10V Standard
Mounting	Holes provided for chain or hanger, and wire mounting support for T-Bar ceilings
Room-Side Serviceability	Standard on all models

## Approvals

- ETL Listed
- Dry and Damp Environment Rated
- Designed and Manufactured in Canada

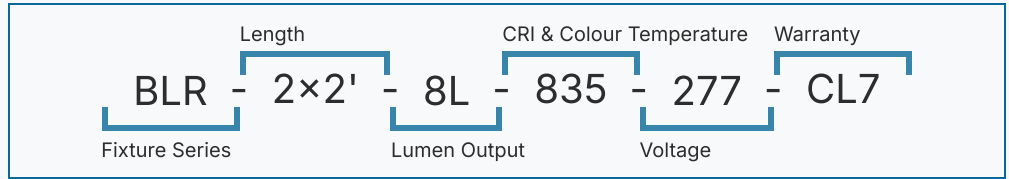
## Warranty

- 5 Year Comprehensive, 10 Year LED

# The Revelstoke Series

BLR - Recessed Troffer

Please use the diagram to the right as an example of a completed order code. If you need any assistance contact your local sales representative.



1	2	3	4	5
BLR				

Series	Length & Lumen Output	CRI	CCT	Voltage				
BLR	1x4'-2L	2,000lm	8	80	27	2700K	UNV	120-277V
	1x4'-3L	3,000lm	9	90+	30	3000K	347	347V
	1x4'-4L	4,000lm	1	95+	35	3500K	UN3	120-347V
	1x4'-5L	5,000lm			40	4000K		
	2x2'-2L	2,000lm			50	5000K		
	2x2'-3L	3,000lm			65	6500K		
	2x2'-4L	4,000lm						
	2x4'-4L	4,000lm						
	2x4'-5L	5,000lm						
	2x4'-6L	6,000lm						
	2x4'-7L	7,000lm						
	2x4'-8L	8,000lm						

6
---

## Options

### Lenses

L0	No lens
L15	0.10 Prismatic lens in a lens frame
L19	Frosted acrylic lens in a lens frame

### Latches

BLANK	Standard Latches
H3	Spring Loaded Latches

### Gasketing

BLANK	No Gasketing
V7	Lens Gasketing
V8	Frame Gasketing

### Door Frame

BLANK	Regressed Steel Door Frame
D5	Regressed Aluminum Door Frame

### Dimming

B11	0-10V Dimming Leads
B12	Line Voltage Dimming
B27	Dim-to-off Driver
B**	Other Options Available*

### Wireless Controls

WCAWN	Lutron Athena (Node)
WCAWNS	Lutron Athena (Sensor)
WC10	Encelium
WC18	NX Wireless
WC19	Avi-on
WC22	JDRF Autonomy
WC31	Keilton
WCxx	Other Options Available*

### Motion Sensors

WX15	Internal Dimming Low Voltage Microwave Sensor
WC20	Leviton Low-Voltage Sensor
W**	Other Options Available*

### Emergency Driver

B17	UL924 10W Battery Back-up
F8	UL924 Emergency Relay

### Wire Guard

G1	Heavy Duty White
G5	Heavy Duty Black

### Air Handling

H20	Housing with Passive Air Handling
-----	-----------------------------------

### Finish

BLANK	Standard Matte White
C5	Matte Black
CUSTOM*	Custom Colour Choice

### Packaging

BLANK	Individually Boxed on Pallets
P0	Bulk Packaging

### Mounting

M15	Surface Mount Kit (packaged separately)
-----	---

Key.	Aircraft Length.	Key	Aircraft Length
5	5FT	15	15FT
10	10FT	20	20FT

Ex. M305 would be Y-Toggle, 5FT

### T-Bar & Drywall Kits

BLANK	Standard T-Bar
TB39	9/16"
H40	Drywall Kit (packaged separately)


### Warranty


CL7	10-Year Comprehensive Warranty Upgrade
-----	--

## Documentation and Resources

All files and resources are available on our website for download. Files and resources are also embedded as links in this document, listed below. Additional files may be available upon request.





Please contact your local sales agent [here](#) or contact [sales@bjtake.com](mailto:sales@bjtake.com) for more information.

 [BLR Installation Instructions - 2019](#)

 [BLR - Photometry](#)

## Certifications and Listings

Certifications that apply to this fixture and its possible configurations are listed here. More information available upon request.

Icon	Description
	ETL Listed
	Wireless Controls Available
	90 and 95+ CRI Options Available
	120-347V(UN3) Available

## Usage Applications

This fixture can be used in a variety of applications, and is ideal for the following:

Usage Application
Grocery Stores
Hospitals
Manufacturing Facilities
Offices
Retail Stores
Schools
Storage Facilities
Recessed
Surface Mount

## Warranty Statement

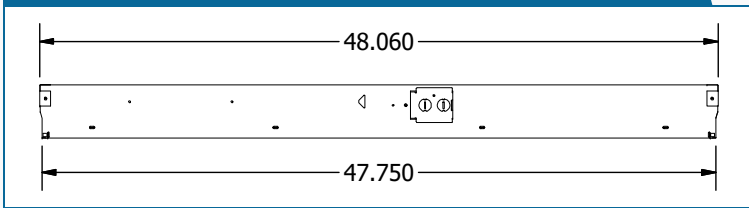
BJ Take products are tested and/or inspected prior to being packaged for shipment and are guaranteed from the day the product is shipped for a period of ten-year LED chip warranty and a five-year comprehensive component warranty. This can be upgraded to a ten-year comprehensive warranty on request.

# The Revelstoke Series

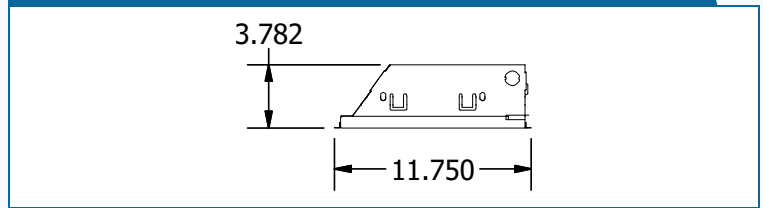
BLR - Recessed Troffer

Retrofit Lighting by **BJTAKE**  
LIGHTING

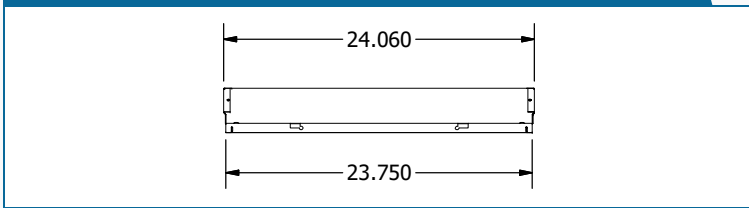
BLR 1x4' Side



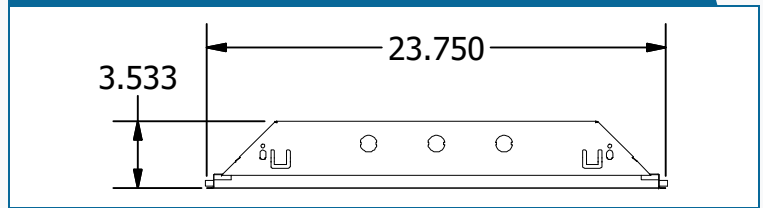
BLR 2' End



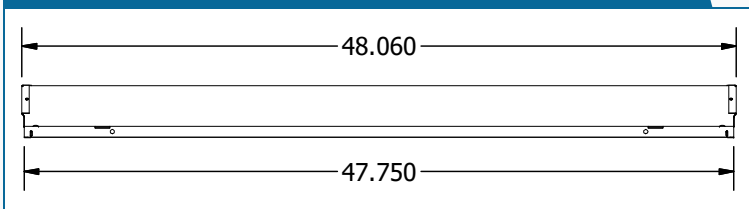
BLR 2x2' Side



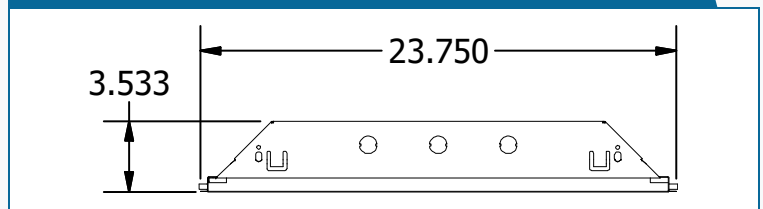
BLR 2' End



BLR 2x4' Side



BLR 2' End



BLR 1x4' Wattage

Length	Lumen Output	Fixture Wattage
1x4	2	18.1
1x4	3	27.7
1x4	4	39.3
1x4	5	50.9

BLR 2x2' Wattage

Length	Lumen Output	Fixture Wattage
2x2	2	18.1
2x2	3	27.7
2x2	4	39.3

BLR 2x4' Wattage

Length	Lumen Output	Fixture Wattage
2x4	4	35.5
2x4	5	45.5
2x4	6	55.4
2x4	7	64.4
2x4	8	73.4

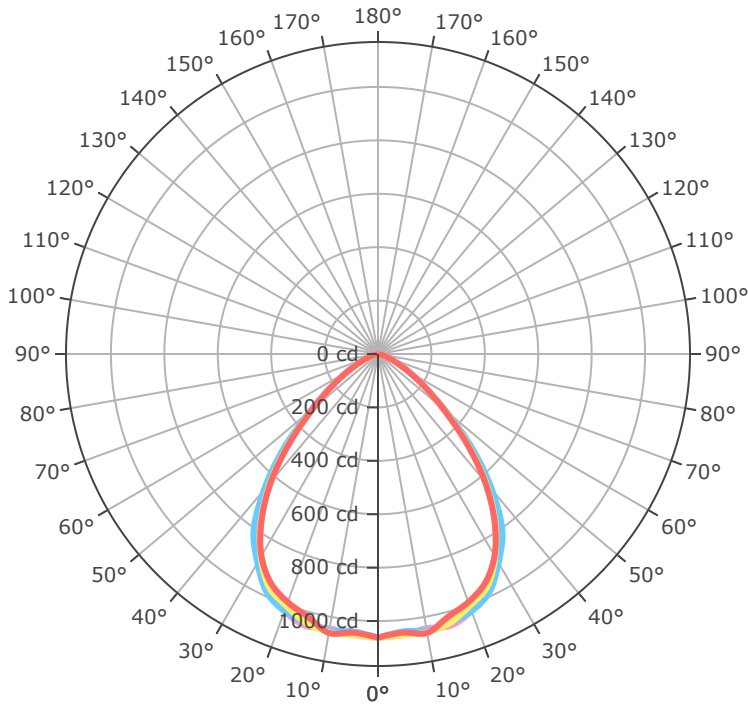
- \* Drawings not to scale
- \* Standard tolerances apply
- \* Specifications may change without notice

# The Revelstoke Series

BLR - Recessed Troffer

Retrofit Lighting by **BJTAKE** LIGHTING

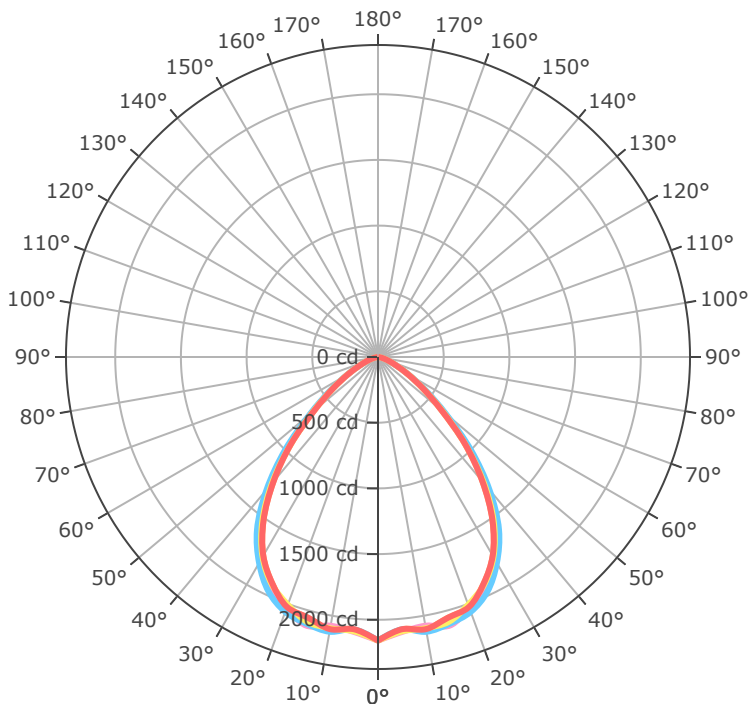
## BLR-2X2-2L-840-L15



- 0.0°
- 45.0°
- 90.0°
- 135.0°
- 180.0°

Mtg Height	Light Level	Beam Diameter
6.0 ft	29.5 fc	11.2 ft
8.0 ft	16.6 fc	14.9 ft
10.0 ft	10.6 fc	18.6 ft
12.0 ft	7.4 fc	22.3 ft
14.0 ft	5.4 fc	26.0 ft
16.0 ft	4.1 fc	29.7 ft
24.0 ft	1.8 fc	44.6 ft
32.0 ft	1.0 fc	59.5 ft
40.0 ft	0.7 fc	74.4 ft
48.0 ft	0.5 fc	89.2 ft
56.0 ft	0.3 fc	104.1 ft
64.0 ft	0.3 fc	119.0 ft

## BLR-2X2-4L-840-L15



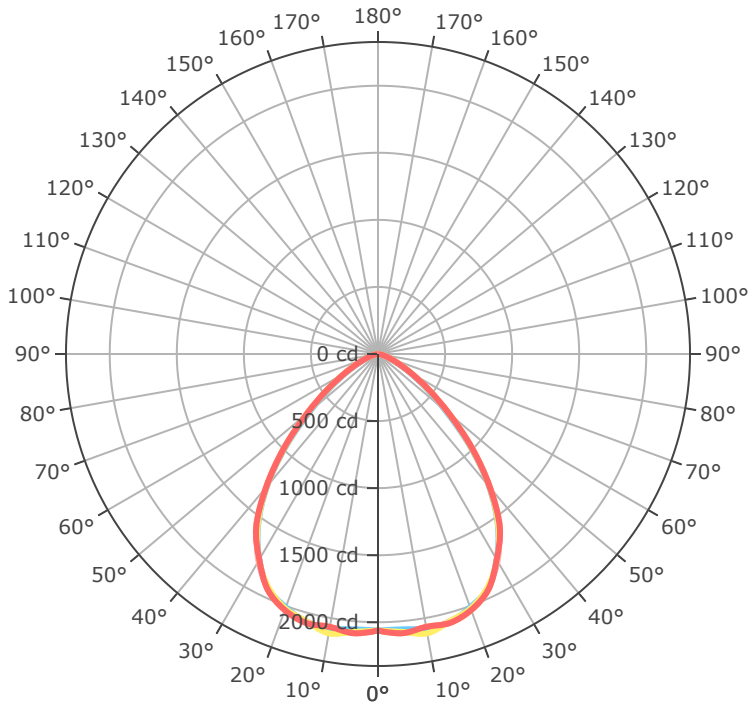
- 0.0°
- 45.0°
- 90.0°
- 135.0°
- 180.0°

Mtg Height	Light Level	Beam Diameter
6.0 ft	60.0 fc	11.0 ft
8.0 ft	33.7 fc	14.7 ft
10.0 ft	21.6 fc	18.4 ft
12.0 ft	15.0 fc	22.1 ft
14.0 ft	11.0 fc	25.8 ft
16.0 ft	8.4 fc	29.5 ft
24.0 ft	3.7 fc	44.2 ft
32.0 ft	2.1 fc	58.9 ft
40.0 ft	1.3 fc	73.7 ft
48.0 ft	0.9 fc	88.4 ft
56.0 ft	0.7 fc	103.1 ft
64.0 ft	0.5 fc	117.8 ft

# The Revelstoke Series

BLR - Recessed Troffer

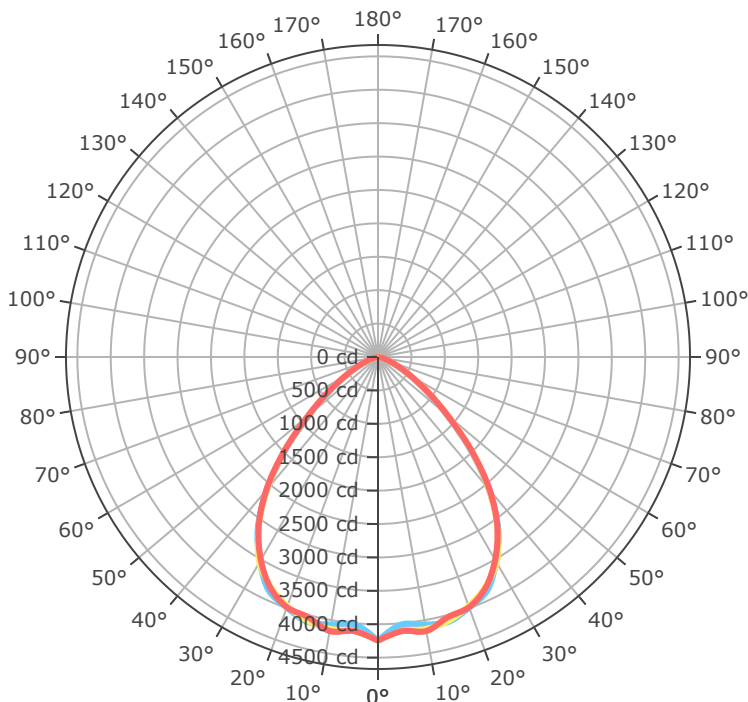
## BLR-2X4-4L-840-L15



- 0.0°
- 45.0°
- 90.0°
- 135.0°
- 180.0°

Mtg Height	Light Level	Beam Diameter
6.0 ft	57.3 fc	11.7 ft
8.0 ft	32.2 fc	15.6 ft
10.0 ft	20.6 fc	19.5 ft
12.0 ft	14.3 fc	23.5 ft
14.0 ft	10.5 fc	27.4 ft
16.0 ft	8.1 fc	31.3 ft
24.0 ft	3.6 fc	46.9 ft
32.0 ft	2.0 fc	62.5 ft
40.0 ft	1.3 fc	78.2 ft
48.0 ft	0.9 fc	93.8 ft
56.0 ft	0.7 fc	109.4 ft
64.0 ft	0.5 fc	125.1 ft

## BLR-2X4-8L-840-L15



- 0.0°
- 45.0°
- 90.0°
- 135.0°
- 180.0°

Mtg Height	Light Level	Beam Diameter
6.0 ft	117.9 fc	11.5 ft
8.0 ft	66.3 fc	15.4 ft
10.0 ft	42.5 fc	19.2 ft
12.0 ft	29.5 fc	23.0 ft
14.0 ft	21.7 fc	26.9 ft
16.0 ft	16.6 fc	30.7 ft
24.0 ft	7.4 fc	46.1 ft
32.0 ft	4.1 fc	61.4 ft
40.0 ft	2.7 fc	76.8 ft
48.0 ft	1.8 fc	92.1 ft
56.0 ft	1.4 fc	107.5 ft
64.0 ft	1.0 fc	122.9 ft

# The Revelstoke Series

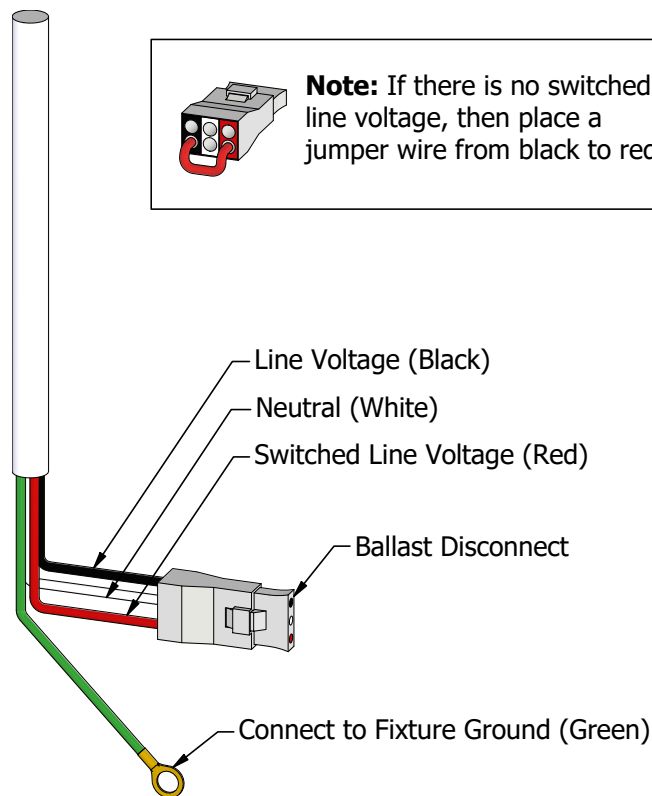
BLR - Recessed Troffer

Retrofit Lighting by **BJTAKE**  
LIGHTING

## Emergency Battery Plan - 10W

Emergency Lighting	Solution System Components	System Operation
Option Code 'B17' - UL 924 listed components that are factory installed in the luminaire	UL 924 listed 10-watt battery integral to the luminaire	Loss of normal power is detected by the B17 emergency light solution and the power supply is switched automatically to the 10-watt integral battery pack which powers the emergency LED lighting driver.
	UL 924 listed LED emergency lighting driver integral to the luminaire	The battery pack and emergency LED driver are UL 924 certified to provide a minimum of 90-minutes of emergency lighting.
	Wiring options for both switched and unswitched emergency lighting	

## Emergency Lighting Wiring



## Important Information

More information on emergency lighting options and configurations available on request.

# The Revelstoke Series

BLR - Recessed Troffer

Retrofit Lighting by **BJTAKE**  
LIGHTING

## Gallery Information

Below you will find images of relevant products and configurations for the BLR.

