

The Uxbridge Series

BRLU - Retrofit Basket

Project	Date
<input type="text"/>	<input type="text"/>
Part	Type
<input type="text"/>	<input type="text"/>



About The Uxbridge Series

The BRLU is a LED basket retrofit kit offering energy savings over a traditional T8 fixture. It has been designed to convert existing recessed troffers into a basket style troffer. Its flexibility and simple installation make it easy to take advantage of improved energy-efficiency and performance.

Specifications

Supported Voltage	120-277V, 347V, 120-347V
Available Sizes	2x2'
Lifetime	L70 of 100,000+ hours
Operating Temperature	-20°C/+25°C
Lumens	Lumen output ranging from 2L (2000lm) to 4L (4000lm)
CCT	2700K, 3000K, 3500K, 4000K, 5000K, 6500K
CRI	80+ standard, 90+ and 95+ available
Dimming	0-10V Standard

Approvals

- Dry and Damp Environment Rated
- Designed and Manufactured in Canada

Warranty

- 5 Year Comprehensive, 10 Year LED

The Uxbridge Series

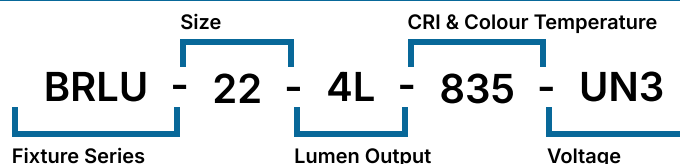
BRLU - Retrofit Basket

Retrofit Lighting by



Ordering Information

Fill in the fields below with your product selections. If you need help with this section, [contact your local sales professional](#).



1	2	3	4	5	6				
BRLU									
Series	Size	Lumen Output		CRI	CCT	Voltage			
BRLU	22	2L	2,000lm	8	80	27	2700K	UNV	120-277V
		3L	3,000lm	9	90+	30	3000K	347	347V
		4L	4,000lm	1	95+	35	3500K	UN3	120-347V
						40	4000K		
						50	5000K		
						65	6500K		
7									

Options

Dimming

B11	0-10V Dimming Leads
B12	Line voltage dimming
B27	Dim-to-off Driver
B**	Other Options Available*

Controls

WC10*	Encelium Wireless Controls
WC18*	NX Wireless Controls
WC19*	Avi-on Wireless Controls
WC22*	JDRF Wireless Controls
WC31*	Keilton Wireless Controls

Motion Sensors

WX15	Internal Dimming Low Voltage Microwave Sensor
WC20	Leviton Low-Voltage Sensor
W**	Other Options Available*

Emergency Driver

B17	UL924 10W Battery Backup
B36	UL924 14W 2 Hour Battery Backup
F8	UL924 Emergency Relay

Finish

BLANK	Standard Matte White
C5	Matte Black
CUSTOM*	Custom Colour Choice

Packaging

BLANK	Individually Boxed on Pallets
P0	Bulk Packaging

Warranty




CL7	10-Year Comprehensive Warranty Upgrade
-----	--

Certifications and Listings

Certifications that apply to this fixture and its possible configurations are listed here. More information available upon request.

Usage Applications

This fixture can be used in a variety of applications, and is ideal for the following:

Icon	Description
	Wireless Controls Available
	90 and 95+ CRI Options Available
	120-347V(UN3) Available

Usage Application
Hospitals
Offices
Schools
Retrofit Kit


Warranty Statement

BJ Take products are tested and/or inspected prior to being packaged for shipment and are guaranteed from the day the product is shipped for a period of ten-year LED chip warranty and a five-year comprehensive component warranty. This can be upgraded to a ten-year comprehensive warranty on request.

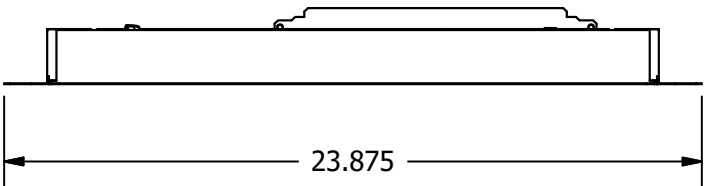
The Uxbridge Series

BRLU - Retrofit Basket

BRLU 2x2' Side 1



BRLU 2x2' Side 2

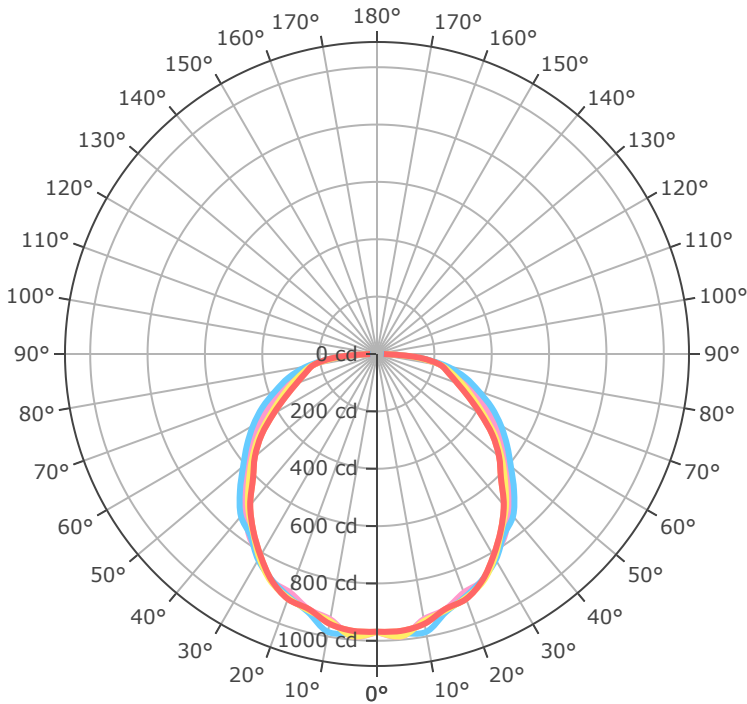


BRLU 2x2' Wattage

Size	Lumen Output	Actual Lumen Output	wattage
2x2	2.0	14.8	NaN
2x2	2.5	18.4	NaN
2x2	3.0	22.1	NaN
2x2	3.5	25.8	NaN
2x2	4.0	29.5	NaN
2x2	4.5	33.2	NaN
2x2	5.0	36.8	NaN

- * Drawings aren't to scale
- * Standard tolerances apply
- * Specifications may change without notice

BRLU-22-3L-840-L18



- 0.0°
- 45.0°
- 90.0°
- 135.0°
- 180.0°

Mtg Height	Light Level	Beam Diameter
6.0 ft	26.9 fc	17.4 ft
8.0 ft	15.1 fc	23.3 ft
10.0 ft	9.7 fc	29.1 ft
12.0 ft	6.7 fc	34.9 ft
14.0 ft	4.9 fc	40.7 ft
16.0 ft	3.8 fc	46.5 ft
24.0 ft	1.7 fc	69.8 ft
32.0 ft	0.9 fc	93.0 ft
40.0 ft	0.6 fc	116.3 ft
48.0 ft	0.4 fc	139.6 ft
56.0 ft	0.3 fc	162.8 ft
64.0 ft	0.2 fc	186.1 ft

The Uxbridge Series

BRLU - Retrofit Basket

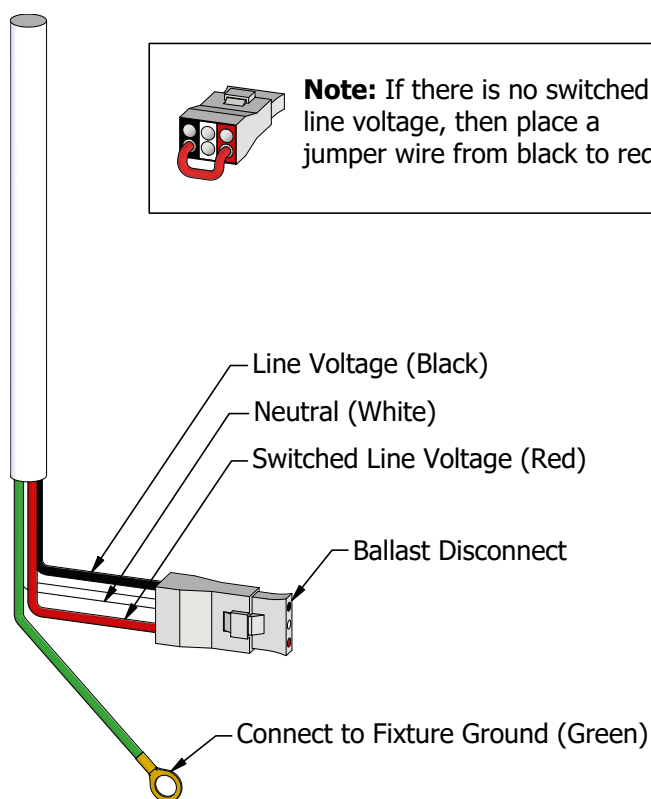
Retrofit Lighting by



Emergency Battery Plan - 10W

Emergency Lighting	Solution System Components	System Operation
Option Code 'B17' - UL 924 listed components that are factory installed in the luminaire	UL 924 listed 10-watt battery integral to the luminaire	Loss of normal power is detected by the B17 emergency light solution and the power supply is switched automatically to the 10-watt integral battery pack which powers the emergency LED lighting driver.
	UL 924 listed LED emergency lighting driver integral to the luminaire	The battery pack and emergency LED driver are UL 924 certified to provide a minimum of 90-minutes of emergency lighting.
	Wiring options for both switched and unswitched emergency lighting	

Emergency Lighting Wiring



Important Information

More information on emergency lighting options and configurations available on request.

The Uxbridge Series

BRLU - Retrofit Basket

Retrofit Lighting by **BJTAKE**
LIGHTING

Gallery Information

Below you will find images of relevant products and configurations for the BRLU.

